

Lesson 4 - God Made Water

Aim

- * To understand how important water is. It supports all life and is used for so many things.
- * To learn that God made water and we should thank Him for this wonderful gift.

Materials

- * Objects - toothpaste and toothbrush, soap/shampoo and towel, face flannel, inflatable armbands, kettle, washing-up liquid, detergent for clothes, umbrella, wellington boots, raincoat
- * Story - "Thank You, God, for Water," (Toddlers Bedtime Story Book, V. Gilbert Beers)
- * Book materials - A4 blue cardboard, A4 white paper, pictures from the story, rain drop shapes, words, glue, scissors, magazine pictures

Lesson Outline

Introduction

Story & Discussion

Activities - water book, water poster, bubble picture, homemade lemonade

Review the lesson

Prayer

.....

1) Introduction

Say something like "I'm going to be very busy today - I'm going to wash my face, clean my teeth, wash my hair, have a cup of tea, and wash up the cup and saucer, then do my washing, and then I think I'll go for a swim " As you mention each activity, pick up the appropriate equipment. Then ask - "Have I got everything I need?" Hopefully, someone will say that you need water for all these things you've talked about. Discuss with the children what they have used water for already today, and what other things they will do with it when they get home. Everyone needs water - lots of it. Where does water come from? It comes from the rain that falls from the clouds.

2) Story and Discussion

- * Read the story

Look at the pictures again. Discuss how water is used. Can the children remember all the different ways we use water?

to drink, make ice cubes, swim, water plants, travel by boat, wash dishes, fish live in it, take a bath, walk in the rain.

What else do we use water for? What would happen if there was no water? Who gives us our water? God. We should be grateful to God for the gift of water. Every time we use water for something we can say thank you to God. Giving us water is God's way of saying I love you.

3) Activities

* Make a water picture Stick on pictures cut from the story, and raindrops.

* Play the memory game using pairs of pictures from the story

Make a poster called, "Thank you God for Water", Give each child a circle or strip of blue paper and let them stick on cut out shapes of water creatures - fish, tadpoles, frogs, dolphins, hippos, crocodiles, etc.

Bubble Pictures - Half fill three or four small containers with warm water to which you have added paint or food colouring and a little washing up liquid. Put a straw in each container. Children or helpers blow gently into the water until the bubbles rise above the rim. Then carefully place a sheet of white paper over the top. The bubble pattern will transfer to the paper and the process can be repeated with the next colour.

Make Homemade Lemonade

Serves 2, Preparation Time: 5 minutes, Cooking Time: 40 minutes

Step 1: You will need...

8 lemons, cut in half

250 g sugar

500 ml water

1 bowl

1 juicer

1 small pan

1 wooden spoon

Step 2: Juice the lemons

Juice all of the lemon halves and put the juice into the bowl.

Step 3: Mix the sugar and water

Put the pan on a gentle heat and add the sugar and water and stir. Allow it to come to a gentle boil. When the sugar has dissolved, remove from the heat.

Step 4: Add water to the juice

Pour the sugared water into the large bowl of juice and stir.

Step 5: Chill

Place the bowl into the fridge and chill for 1/2 an hour until cooled.

Step 6: Serve

Put lots of ice into a large glass, pour in the lemonade and decorate with a lemon slice on the side.

4) Review the aims of the lesson

* To understand how important water is. It supports all life and is used for so many things.

* That God made water and we should thank Him for this wonderful gift.

5) Prayer

God gives us water and we should thank Him for it. Everything in life needs water. It is a gift given freely and we must not waste it. Say a prayer to thank God for all the things we can do with water.

Thank You, God, for Water


From The Toddlers Bedtime Story Book, by V. Gilbert Beers



1. Thank You, God, for water. Thank You for a cool drink on a hot summer day.
2. Thank You, God, for water. Thank You for ice cubes that make my drink cooler.
3. Thank You, God, for water. I couldn't swim in my little pool without water.
4. Thank You, God, for water. Our flowers are glad that they can have a drink too.
5. Thank You, God, for water. Our family couldn't do this without water, could we?
6. Thank You, God, for water. Thank You for a gentle rain that helps our garden grow.
7. Thank You, God, for water. Thank You that we could wash our dirty plates. It wouldn't be fun to eat from dirty plates.
8. Thank You, God, for water. Thank You for water where my goldfish can swim.
9. Thank You, God, for water. Thank You for a warm bath. My duck thanks you too.
10. Thank You, God, for water. Thank You for saying, "I love you" by giving me water for all these things

Thank You, God, for Water

From The Toddlers Bedtime Story Book, by V. Gilbert Beers



1. Thank You, God, for water. Thank You for a cool drink on a hot summer day.



2. Thank You, God, for water. Thank You for ice cubes that make my drink cooler.



3. Thank You, God, for water. I couldn't swim in my little pool without water.



4. Thank You, God, for water. Our flowers are glad that they can have a drink too.



5. Thank You, God, for water. Our family couldn't do this without water, could we?



6. Thank You, God, for water. Thank You for a gentle rain that helps our garden grow.



7. Thank You, God, for water. Thank You that we could wash our dirty plates. It wouldn't be fun to eat from dirty plates.





8. Thank You, God, for water. Thank You for water where my goldfish can swim.



9. Thank You, God, for water. Thank You for a warm bath. My duck thanks you too.



10. Thank You, God, for water. Thank You for saying, "I love you" by giving me water for all these things





My Book of God
Unit 1 - God made the World

(4)
God made water

10 pairs

water

**Thank you
God
for water**

**Thank you
God
for water**



